



Newsletter  
Volume 9 - 4<sup>th</sup> Q 2007  
44° 24' 077" N 064° 15' 625" W

**Michele Stevens Sailloft Ltd.**  
*Sailmaker to Bluenose II*  
902-634-9338  
[mstevens@tallships.ca](mailto:mstevens@tallships.ca)

*'The sail, the play of its pulse so like  
our own lives, so thin and yet so full of  
life, so noiseless when it labors hardest,  
so noisy and impatient when least  
effective.'*

Henry David Thoreau

Sailing people - DO NOT PANIC! Just because we are going to talk about winter storage does not mean that the sailing season is over! Take a couple of deep breaths of that heady salt air and read on...

As you ready your boat for winter, Michele Stevens Sailloft Ltd is pleased to present the following options for your convenience:

### CAPTAIN'S PACKAGE

- General check over of the sail including all stitching, fabric and hardware.
- Sail measurements.
- Sail assessment.
- Quote for sail repairs or new sail.
- Winter Storage

**\$85.00 plus tax PER sail.**

### FIRST MATE PACKAGE

- General check over of the sail including all stitching, fabric and hardware.
- Quote for repairs or new sail.
- Winter storage.

**\$60.00 plus tax PER sail.**

### CREW PACKAGE

- Winter Storage

**\$25.00 plus  
tax PER Sail**

\* Payable upon dropping off the sails.  
\*Customer to sign an insurance waiver.

## SAIL CARE AND MAINTENANCE

Sails are a big part of the total investment on a sailboat so taking care of them to prolong their life span makes good fiscal sense.

A number of people have asked us recently about washing Dacron sails. This can be a daunting task but something as simple as washing the salt off with a garden hose and fresh water will help in the long run. If you have stubborn stains use a soft scrub brush (avoid the stitching if possible) and a very mild detergent. Scrub lightly in line with the seams, rinse with plenty of warm water and lay flat to dry on a grassy area or by hanging them if the wind is very very light.

We cannot emphasize enough how important it that the sails are completely dry before they are flaked and put back in the bag. If

not, the subject for our next newsletter will be:

*“How to remove Mildew and Mold from your Sails”*

For those of you with sail covers, dodgers or any accessory constructed of Sunbrella® fabric, cleaning is also important to longevity.

Sunbrella® items should be cleaned regularly before dirt becomes embedded in the fabric. Simply brush off any loose dirt, hose down and clean with a mild natural soap in lukewarm water. Rinse thoroughly and do not use detergents.

Sunbrella® is water repellent and therefore may have to be retreated with a water repellent after the items are cleaned or exposed to the elements constantly. *For more details check out the following website:*  
<http://www.fabricsandvinyls.com/products/sunbrella/cleaning.htm>



On Monday June 18<sup>th</sup>, Michele and the Crew were pleased to host Mrs. King's Grade 4 class from the Lunenburg Academy. Michele spoke to the students about the history of the Loft and explained sail making techniques to a very keen 'Junior Crew'.



If you are upset because we have been talking about winter storage you are going to go positively apoplectic when we start talking about Christmas!

But really, planning ahead is so important when choosing just the right gift. Gift ideas for the sailing people in your life include:

- Canadian Made sails
- Sail Repairs
- Sail bags
- Sail Repair kits
- Monogrammed Duffle and Tote bags'
- Step Upon or Paw Upon
- Tool pouch

- Chart bags
- Sheet bags
- Covers of all kinds
- Dodgers, awnings and biminis
- Sail covers
- Cockpit and interior cushions
- And custom items of all kinds.

If you wish to have a dodger, cover, sail cover, cushions or any type of custom work done at the Loft, call Michele and make arrangements for her to visit your boat to take measurements before you are hauled out. This will save time in the spring and ensure that your gift recipient will be able to enjoy the item early in the season.

We are delighted to introduce you to '*Michaela*' our feature boat for this issue of our Newsletter.

'*Michaela*' is the pride and joy of Dave DeWolfe, owner and operator of *Discovery Sailing*, a CYA Sailing School and Sailing Charter operation

([www.discoverysailing.com](http://www.discoverysailing.com)) based at the Oak Island Resort and Spa near Mahone Bay, Nova Scotia. Pictured is a new 110% genoa constructed here at *Michele Stevens Sailloft Ltd.*



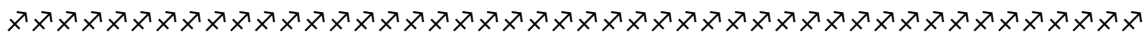
*'The genoa is poled out to port, running with single reef in main and heading in toward Mosher Island in about 22 kt. of wind.'*

**Visit**

[www.discoverboatingcontest.ca/rules](http://www.discoverboatingcontest.ca/rules) to see how you could win an exciting 5 day sailing trip on board '*Michaela*'.

***I'm really impressed with the 110% genoa- very nice shape and built \*strong\*. I've reefed to about 60% and it still has a nice shape."***

*Dave DeWolfe*

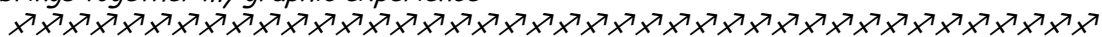


For those of you looking for a way to personalize your boat, or for a special gift, contact Christian Heyne in Rose Bay. [northstar@eastlink.ca](mailto:northstar@eastlink.ca)

*with woodworking and boats, all loves of mine. I also work in enamels and gold leaf, when appropriate. All aspects of the design details in context with the boat type, historic authenticity - and sometimes customer fetish :) - are considered...*

Christian says, *'I love doing fine quality carved transom boards, interior carved plates, etc., with an emphasis on well styled typography in wood. As a graphic designer I have dealt with type design for many years, and this traditional craft brings together my graphic experience*

*If desired, I do inlay of sterling silver on exotic woods for yacht interiors. This custom jewelry work can extend to handcrafted custom brooches (Bluenose II now available), pendants, and bracelets."*



## PROFURL FURLING SYSTEMS

It is always a pleasure to hear from our customers. Recently we were pleased to receive these comments from David and Marilyn Clark, of Carter's Point, New Brunswick about their new ProFurl C290.

*"Michele:*

*Again thank you for delivering our Profurl unit last Friday.*

*Marilyn and I did the final assembly Saturday afternoon, job took about 30 minutes and went without any problems. We launched our T 26 today and the Profurl unit fit perfectly only requiring a slight adjustment on the head stay turnbuckle.*


*Went for a sail and unit opened and closed without any problems (Very strong West wind.)Very pleased."*

*Thank you.*

*David & Marilyn Clark*

*Tanzer 26- new 1981 Hull #661 'SAW-WHET'*

## CARE AND MAINTENANCE



Bearing & Bearing



Extrusion Screw



Upper Bearing



Wrap Stop Screw Holder

ProFurl systems are designed and built to bring you many years of dependable service. However, a few simple steps will prolong the life of your system and ensure that your sail will not be damaged during the furling process.

### Yearly...

- Rinse your ProFurl with fresh water and wipe the extrusions with a cloth impregnated with methylated spirit. **(Check with your local hardware store for the proper type of cleaner.)**
- Examine all the screws and make sure they are tight.
- If the screws are loose, pull apart to make sure that no bearing or bearing holder damage has occurred and then re-tighten the screws.
- Check for roughness in the swivel and drum bearings.

### Every 5 Years....

-Dismantle the system from the forestay and check the forestay and extrusion bearings for wear.











-Check all grooves for sharp edges that could catch and tear your sail.

Please call us if you have any questions about maintenance or require any parts for your ProFurl system.



# September 2007





Michele Stevens Sailloft Ltd mstevens@tallships.ca

Sun	Mon	Tues	Wed	Thu	Fri	Sat
<p><b>Talk to Michele about new sails or sail covers.</b></p>		 <p>Sail covers</p>		 <p>Now is the time to measure for a new dodger!</p>		1
2	<p>3 Labour Day</p>	4	<p>5</p>  <p>Console cover anyone?</p>	6	7	8
9	<p>10</p>  <p>Need a new bimini?</p>	11	<p>12</p> 	<p>13 Toronto In-Water Boat Show 13-16 Ontario Place</p> <p>Discover Boating Demo Days Sept.13-16 Ontario Place</p>	14	15
<p>16 Discover Boating Demo Days Sept.13-16 Ontario Place</p>	<p>17</p> 	18	<p>19</p> 	<p>20 Canadian Safe Boating Council Annual Symposium Oak Island Resort Sept.20-22</p>	21	22
<p>23/30 Autumn Begins September 23</p> 	24	<p>25 Need a new sail? Call us at 634-9338.</p>	<p>26</p> 	<p>27 Boston Int. In-Water Boat Show. World Trade center, Boston Sept. 27-30</p>	28	<p>29 Canadian Marine Dealer Trade Show, International Cen. Mississauga Sept.29-Oct.1</p>

Dates are subject to change without notice.

# October 2007

Michele Stevens Sailloft Ltd. mstevens@tallships.ca

Sun	Mon	Tues	Wed	Thu	Fri	Sat
	<b>1</b> Contact us about our Winter Storage Packages!	<b>2</b>	<b>3</b> 	<b>4</b> Stright MacKay Dealer Show World Trade & Convention Centre October 4	<b>5</b>	<b>6</b>
<b>7</b>	<b>8</b>	<b>9</b> Need a new UV- Call us for a price.	<b>10</b> 	<b>11</b>	<b>12</b>	<b>13</b>
<b>14</b>	<b>15</b>	<b>16</b>	<b>17</b> Closing up your hot tub for the winter? Call us about a cover.	<b>18</b> 	<b>19</b>	<b>20</b>
<b>21</b>	<b>22</b>	<b>23</b>	<b>24</b>	<b>25</b>	<b>26</b>	<b>27</b>
<b>28</b> Payne's Marine Dealer Show October 28-29	<b>29</b> 	<b>30</b>	<b>31</b> Halloween			

# November 2007

Michele Stevens Sailloft Ltd. mstevens@tallships.ca

Sun

Mon

Tues

Wed

Thu

Fri

Sat

**Need  
Christmas  
Gift Ideas**

Call us at  
634-9338

**Take  
advantage  
of our  
Winter  
Storage  
Specials-  
See Page 1**

1



2

Mermaid Marine  
Dealer Show  
Nov.2 and 3

3

4

5

6

7

8

9

10

11

Thinking  
about new  
interior  
cushions?  
Call us @  
634-9338.

12



13

14

15

**New cockpit  
cushions  
would be a  
nice gift!**

16

17

18

19

20

21

22

23

24

25

26

**Order your  
monogrammed  
kit or tote bag  
from us today  
to ensure a  
Christmas  
delivery!!**

27



28




29

30

**Consider taking  
advantage of  
the Winter  
Storage  
Special  
Package!**

**Captain's  
Package  
First Mate's  
Package  
Crew  
Package**

# December 2007 Michele Stevens Sailloft Ltd. mstevens@tallships.ca

Sun	Mon	Tues	Wed	Thu	Fri	Sat
		<b>Do your sails need to be repaired?</b>	<b>Ask Santa for a Gift Certificate from Michele Stevens Sailloft Ltd.</b>			<b>1 Shopping for stocking stuffers? How about...</b>
<b>2</b> <b>A chart bag?</b> <small>(Charts not Included)</small>	<b>3</b> 	<b>4</b> <b>A tool pouch?</b> <small>(Tools not included)</small>	<b>5</b> 	<b>6</b> <b>A kit or tote bag?</b>	<b>7</b> 	<b>8</b>
<b>9</b>	<b>10</b> <b>A step or paw Upon?</b>	<b>11</b> 	<b>12</b>	<b>13</b> <b>New Sail bags?</b> <small>(Sails not included!)</small>	<b>14</b> 	<b>15</b>
<b>16</b>	<b>17</b>	<b>18</b> <b>Need a last minute gift? Call us for a Gift Certificate!</b>	<b>19</b>	<b>20</b> <b>A sheet storage bag?</b>	<b>21</b> 	<b>22</b> <b>Winter Begins!</b> 
<b>23</b>	<b>24</b>	<b>25</b> 	<b>26</b> <b>Boxing Day</b>	<b>27</b>	<b>28</b>	<b>29</b>
<b>30</b>	<b>31</b>					